






# LED DownLight Retrofit

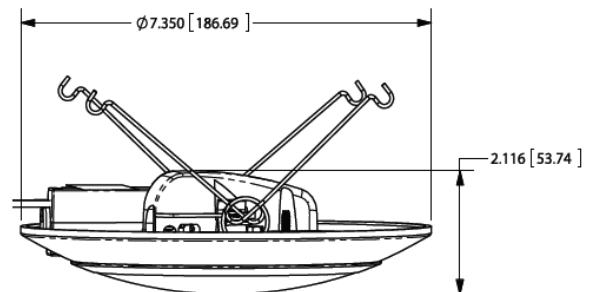
Using just a fraction of the material of other LED downlight modules, this retrofit skimps on nothing when it comes to performance. Designed to mirror the form of a recessed downlight in application, it can be retrofit into 5" or 6" recessed downlights by simply replacing the existing Edison base lamp and trim or, unlike any of it's competitors, be surface mounted to a J-Box2 as a luminaire. Able to replace 65W BR30 lamps and still provide up to 20% more light than similar competitive products in 2700, 3000 and 4000 Kelvin temperatures at a minimum 80 CRI. The retrofit consumes just 15 watts of energy providing energy savings of 80%.

## Specifications:

	W27	WW	NW
Color Temperature	2700K	3000K	4000K
Lumen Output	700	750	775
Efficacy	47	50	52
Input Wattage	15 Watts		
Designed Life	L70 @ 50,000 hrs		
CRI	80		
Finish	White		
Voltage	120V		
Dimmable	To 5%		
Weight	1.29 lbs		
Operating Temperature	-20c to +40c (25c nominal)		
Warranty	5 year		
Certifications	UL1598    		
Environment			



## Dimensions



<sup>1</sup>See dimmer compatibility chart page 2.  
<sup>2</sup>Fits J-Box with min. 2.25" depth

## J-Box Installation



## Can Installation



## Dimmer Compatibility

Ace	34050, 3027596
Cooper	9536AD
Leviton	6633-PL, 6684, 6631, IPI06-1LX
Lutron	S-600PR-WH, DV-600PR-WH, TG-600PR-WH, AY600P, Q600P, GL600, CN-600PHW, DV-603PG, S-600, S-600P, LG-600P, D-600PH, TT-300NLH, TG-603PG, HW/LP-RPM-4A-120, HW/LP-RPM-4U-120, QSG-6D, SZ-6ND, HW/LP-RPM-4A-120, HW/LP-RPM-4U-120, HxD-6ND, QSG-6D, PHPM-WBX w/DVF-103P, PHPM-PA w/QSG-6D
Legrand	DrRD4W

## Recessed Can Compatibility

Halo	H7ICAT, H7RICAT, H7ICT, H7RICT, H7ICATNB, H7ICTNB, H7T, H7RT, H7TNB, H7TCP, H7UIC, H7UICAT, H27ICAT, H27RICAT, H27ICT, H27RICT, H27T, H27RT, H5ICAT, H5RICAT, H5T, H5RT, H25ICAT
All-Pro	EI500AT, EI500RAT, ET500, ET500R, EI700AT, EI700RAT, EI700ATNB, EI700, EI700R, EI700NB, ET700, ET700R, EI700U, EI700UAT, EI2700AT, EI2700, EI2700R, ET2700, ET2700R
Capri	CRI, PRI, QLI, R9ASIC
Commercial Electric	H3, H17, H18
Elco	EL71CA
Juno	ICC22/R/W/S, IC23/W, IC21/R, TC2/R, IC20, IC25/W/S, TC20
Lithonia	L7X, L7XP
Prescolite	IBXS
Progress	P87
Thomas	PSI, PS9RM

## Recessed Can Disconnect Compatibility

Halo	H750ICAT, H750RICAT, H750T, H750TCP
------	-------------------------------------

## J-Box Compatibility

Compatible with 4" square J-Boxes with min. 2.25" depth
---

## Benefits

- 750 lumen WW package provides up to 20% more light than similar competitor offerings
- Can be retrofit into most 5" or 6" recessed downlights or surface mounted for new construction applications
- In the Box: Whether as a retrofit module or surface mount luminaire, everything you need is included for quick installation
- Designed for a 50,000 Hour Life
- Dimmable to 5%
- Available in 2700, 3000 or 4000K
- Environmentally friendly- contains no mercury or other hazardous materials
- IC rated when used in an approved IC rated recessed can

## Coefficients Of Utilization

Effective Floor Cavity Reflectance: 20%																								
RCC %:	80				70				50				30				10				0			
RW %:	70	50	30	0	70	50	30	0	50	30	20	0	50	30	20	0	50	30	20	0	50	30	20	0
RCR: 0	1.19	1.19	1.19	1.19	1.16	1.16	1.16	1.00	1.11	1.11	1.11	1.06	1.06	1.06	1.06	1.02	1.02	1.02	1.02	1.02	1.00	1.00	1.00	1.00
1	1.08	1.03	0.99	0.95	1.06	1.01	0.97	0.84	0.97	0.94	0.90	0.93	0.90	0.88	0.88	0.89	0.87	0.85	0.85	0.83	0.83	0.83	0.83	0.83
2	0.98	0.90	0.83	0.77	0.96	0.88	0.82	0.70	0.85	0.79	0.75	0.81	0.77	0.73	0.73	0.78	0.75	0.71	0.71	0.69	0.69	0.69	0.69	0.69
3	0.90	0.79	0.71	0.64	0.87	0.78	0.70	0.60	0.75	0.68	0.63	0.72	0.66	0.61	0.61	0.69	0.64	0.60	0.60	0.58	0.58	0.58	0.58	0.58
4	0.82	0.70	0.61	0.55	0.80	0.69	0.61	0.52	0.66	0.59	0.53	0.64	0.58	0.53	0.53	0.62	0.56	0.52	0.52	0.50	0.50	0.50	0.50	0.50
5	0.76	0.63	0.54	0.47	0.74	0.62	0.53	0.45	0.59	0.52	0.46	0.57	0.51	0.46	0.46	0.56	0.50	0.45	0.45	0.43	0.43	0.43	0.43	0.43
6	0.70	0.57	0.48	0.41	0.68	0.56	0.47	0.40	0.54	0.46	0.41	0.52	0.45	0.40	0.40	0.50	0.45	0.40	0.40	0.38	0.38	0.38	0.38	0.38
7	0.65	0.51	0.43	0.36	0.63	0.51	0.42	0.35	0.49	0.41	0.36	0.48	0.41	0.36	0.36	0.46	0.40	0.35	0.35	0.33	0.33	0.33	0.33	0.33
8	0.60	0.47	0.38	0.32	0.59	0.46	0.38	0.32	0.45	0.37	0.32	0.44	0.37	0.32	0.32	0.42	0.36	0.32	0.32	0.30	0.30	0.30	0.30	0.30
9	0.57	0.43	0.35	0.29	0.55	0.42	0.35	0.29	0.41	0.34	0.29	0.40	0.34	0.29	0.29	0.39	0.33	0.29	0.29	0.27	0.27	0.27	0.27	0.27
10	0.53	0.40	0.32	0.27	0.52	0.39	0.32	0.26	0.38	0.31	0.26	0.37	0.31	0.26	0.26	0.36	0.30	0.26	0.26	0.24	0.24	0.24	0.24	0.24

### Product Order Code:

Order Code Example: LLT-5-DL6-15-2700-120-WH

LLT	5	DL6	15	Color	120	WH
				2700 (WW)		
				3000 (WW)		
				4000 (NW)		
				5000 (CW)		