

LED Light Tech™

90W Super Bright Flood Light

This LED Light Technology Flood Light is CE & ETL certified. It is suitable for outdoor, and/or dusty environment illumination such as public squares, sport stadiums, factories, railway stations, tunnels and harbors.

SPECIFICATIONS:

- LED Chip: Nichia NVSW219, 1~5W single chip
- Driver: Meanwell, IP67 rated
- Power Factor: ≥ 0.95
- Color Temperature: 2500~5500K optional
- LED Power Consumption: $80 \pm 5W$
- Total Power Consumption: $90 \pm 5W$
- Beam Angle: 60/90°, 90/120°
- IP Rating: IP66
- Flux: 8,000~10,000lm
- Lifespan: $\geq 50,000$ hours
- Warranty: 5 years

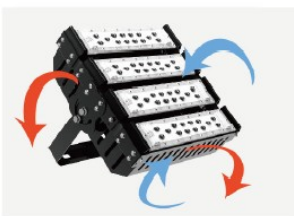


FEATURES & BENEFITS:


- Module Changeable: Easy for Maintenance & Safety Stock, 30W Each.
- Unique Air-Cooling Heat Sink Structure.
- Utilizes High Brightness LEDs, $> 70\text{CRI}$ @ 5000K (other CCT available upon request).
- Light Weight but Rugged Aluminum Housing (No maintenance required).
- $-90^\circ \sim +90^\circ$ Vertical Angle Adjustable for Various Installation Environment.
- Anti-corrosion Coating Surface and Wholly IP65 Design Suitable for All Kinds of Weather.
- System Rating is 50,000 hours @L70 (70% lumen maintenance).



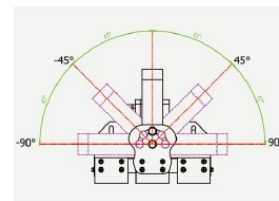
Module-by-Module (30W Each)



Air-cooling Design

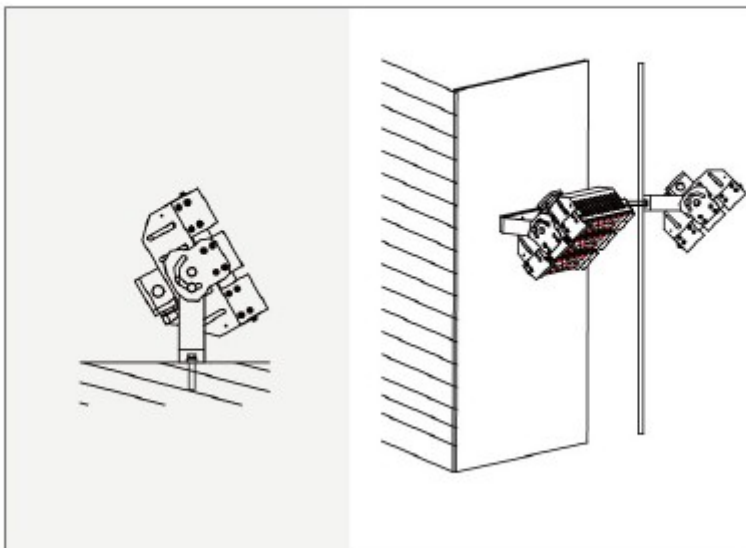


Unique Heat Sink



$-90^\circ \sim +90^\circ$ Angle Adjustable

Installation Instruction



PRODUCT ORDER CODE:

Product Order Code Example: LLT-37-SBFL-90-CW

| LLT | 37 | SBFL | 90 | |
|-----|----|------|----|-------------------|
| | | | | CCT |
| | | | | CW= Cool White |
| | | | | NW= Neutral White |
| | | | | WW= Warm White |